

# AMERICAN NURSES ASSOCIATION

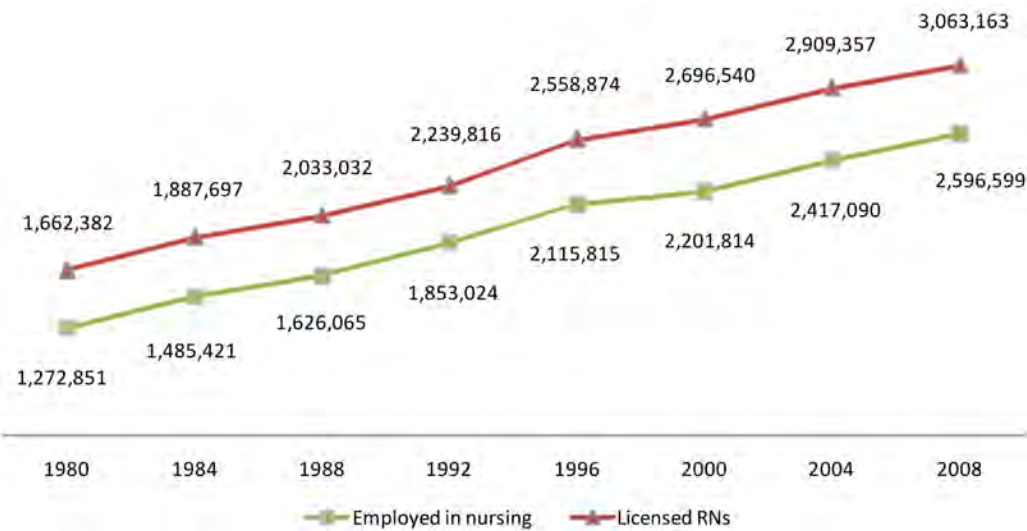
## FACT SHEET

### Registered Nurses in the U.S. ➤ Nursing by the numbers

Total number of licensed registered nurses (RNs) in the U.S. ➤ **3.1 million**  
 Total number of licensed RNs in the U.S. employed in nursing ➤ **2.6 million**  
 Percentage of employed RNs working in hospitals ➤ **62.2 percent**



#### U.S. nursing workforce, 1980-2008\*



Average age of employed RNs ➤ **45.5 years**

Percentage of RNs age 50 or older ➤ **45 percent**

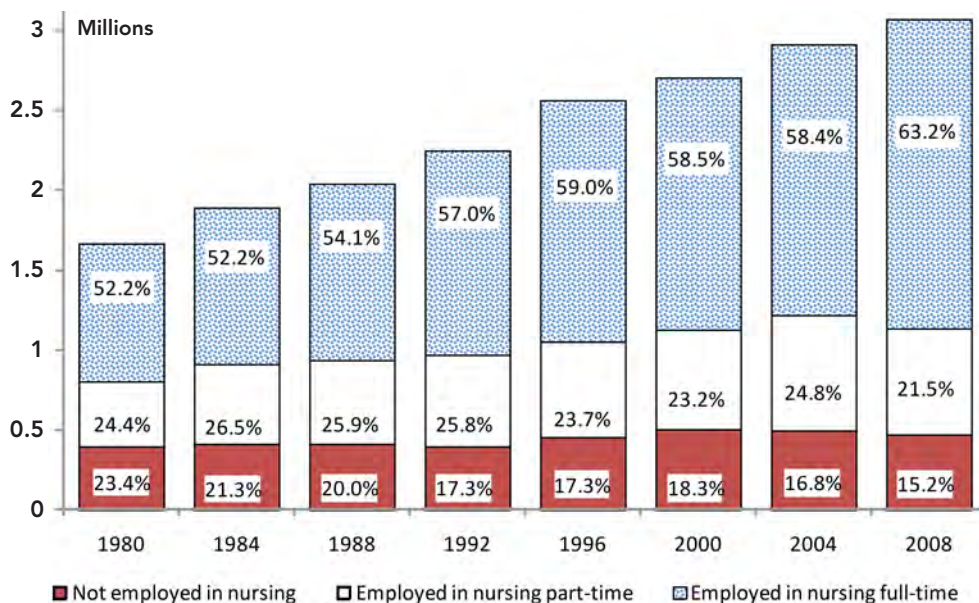
Largest age group of employed RNs (5-year increments) ➤ **50-54 years**

Percentage of RNs from a racial/ethnic minority group ➤ **16.8 percent**

Percentage of male RNs ➤ **6.6 percent**

Average annual salary for RNs, 2008 ➤ **\$66,973**

#### RN population by nurse employment status, 1980-2008\*



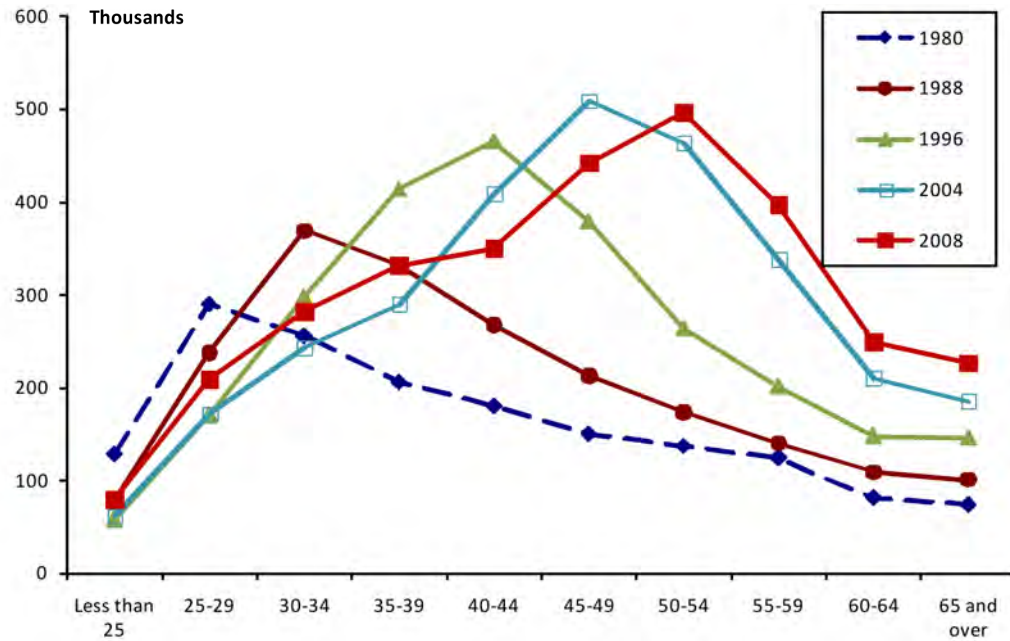
\* The totals of full-time and part-time employment may not add to the estimate of all RNs employed in nursing due to incomplete information provided by respondents on employment status and the effect of rounding.



[www.NursingWorld.org](http://www.NursingWorld.org)

# Registered Nurses in the U.S. ➤ Nursing by the numbers

## Age distribution of the RN population, 1980-2008\*



\* The total numbers of nurses in each survey, across age groups may not equal the estimated total of all RNs due to incomplete information provided by respondents and the effect of rounding. Only those who provided age information are included in the calculations used for this chart.

## Advanced Practice Registered Nurses (APRNs)\*\*

Number of RNs prepared as APRNs ➤ **250,527**

Percentage of APRNs who are nurse practitioners ➤ **63.2 percent**

\*\* Nurses who have met advanced educational and clinical practice guidelines.

## Nursing education

Percentage of RNs with baccalaureate or higher degree ➤ **50 percent**

Percentage of RNs with a master's or doctoral degree ➤ **13.2 percent**

Enrollment increase in entry-level baccalaureate nursing programs, 2008-2009 ➤ **3.5 percent**

## Nursing and nursing faculty shortages

Projected shortage of nurses to meet health care demand by 2025 ➤ **260,000**

National nurse faculty vacancy rate, 2010 ➤ **6.9 percent**

Percentage of nurse educators age 50 or older ➤ **60 percent**

Number of qualified nursing school applications turned away, 2009 ➤ **54,991**

### Sources:

U.S. Health Resources and Services Administration, 2008 National Sample Survey of Registered Nurses.  
 U.S. Bureau of Labor Statistics, Occupational Outlook Handbook, 2010-2011  
 Buerhaus, P.I., Auerbach, D.I., & Staiger, D.O., *Health Affairs*, July-August 2009, 28(4), 657-668.  
 American Association of Colleges of Nursing

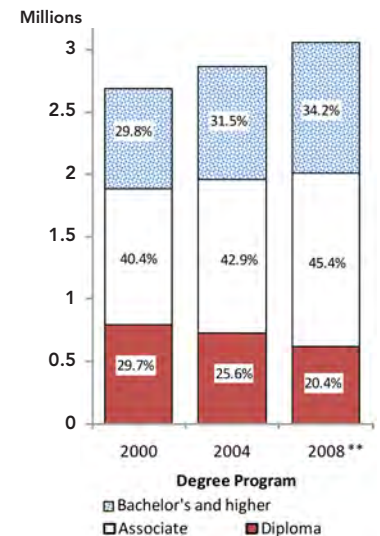
## Nursing job growth

Projected job growth in nursing, 2008-2018 ➤ **581,500 jobs**

Projected percentage growth in nursing employment, 2008-2018 ➤ **22 percent**

Nursing jobs as percentage of projected job growth, all industries, 2008-2018 ➤ **3.8 percent**

## RN initial education



Charts courtesy of U.S. Health Resources and Services Administration, 2008 National Sample Survey of Registered Nurses.



8515 Georgia Avenue, Suite 400  
 Silver Spring, MD 20910  
 1-800-274-4ANA  
[www.NursingWorld.org](http://www.NursingWorld.org)